

# Lameness Special

## ADAM DORSE ~ PRACTICE FOOT TRIMMER

Adam Dorse will be offering a foot trimming service from the practice. We think that linking with a foot trimmer should provide you with a more comprehensive service, and ensure cows receive prompt and appropriate treatments. Charges are competitive and work done will be billed through the vet practice.

Anyone can call themselves a 'foot trimmer' but we need to provide someone who can do a very professional job. Adam completed the Dutch Foot Trimming Course in 2005 and was recently assessed by the National Association of Cattle Foot Trimmers. Adam has a National Diploma in Agriculture (NDA) achieving a triple distinction and the accolade of Dairy Student of the Year.

Adam and his wife Josie will also be offering MOBILITY and CONDITION SCORING and this could be of great help to those of you on supermarket milk contracts. Please contact Cathy if you would like to arrange foot trimming or scoring for your herd.

## FOOT TRIMMING ~ THE ESSENTIALS

- ONLY TRIM FEET THAT NEED TRIMMING** ~ do not trim just for the sake of it. If the foot is correctly shaped and not overgrown just leave. Foot trimmers should also take this approach, even though they will not get paid for trimming the foot.
- DO NOT INTERFERE WITH THE WEIGHT BEARING SURFACES OF THE FOOT** ~ this is white line on the outside wall of both claws and the inner third to half from the toe on the inside of the claws. It's common practice with some foot trimmers to 'round off' the side of the foot. The problem is that this removes the white line area which is supposed to be weight bearing. If you see your foot trimmer doing this, tell him to stop this practice

## FOOT TRIMMING ~ THE ESSENTIALS

Most people use the Dutch 5 stage foot trimming approach.

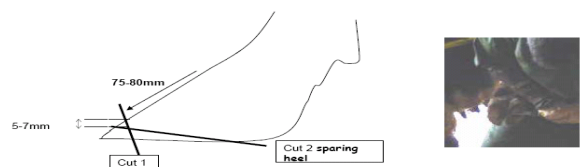
The end result will be to have dished feet where the weight is being taken by the white line as shown by the red arrows on the picture opposite. The white line is clearly visible and runs around the side to the front of the claw and then back on the inner third of the claw.

When the cow is walking, the feet splay out and the aim has to be to stop any weight bearing on the soles, the blue area shown in the picture. If there is weight bearing on the blue area then the risk of solar ulcers increases significantly.


Remember, only to trim cows with overgrown feet and NEVER round off the white line area otherwise you will create lame cows.

The practice runs practical foot trimming courses and if you are interested in attending one of these then please contact Cathy at the practice.

Levels – trim soles, leaving 5-7mm step at toe (thickness of sole) and SPARE THE HEEL



- Step 1 – length of inner claw (hind) 8cm, toe trimmed to >5mm
- Step 2 – level opposite claw, sparing heel
- Step 3 – model
- Step 4 – relieve weight on painful claw
- Step 5 – remove loose horn and sharp edges



## SWHLI LAMENESS INITIATIVE

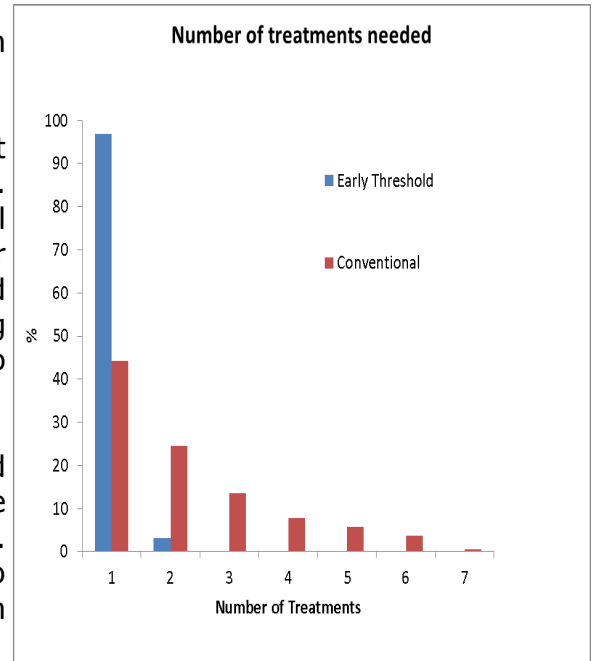
More than 25 farms have enrolled in the **SWHLI Lameness Initiative** and this has raised awareness of lameness levels, followed up by specific advice on treatment and control. Anyone can join this scheme which is 70% funded. We will work out what your main lameness issues are and then offer you one to one advice so you get tailor made advice about lameness control on YOUR farm.

### BENEFITS FROM EARLY DETECTION AND TREATMENT OF LAME COWS

The earlier we treat any disease, the more rapid the return to normal. This is the same for lameness.

The graph on the right shows the importance of prompt recognition of lameness on the incidence of repeat cases. The red bars show what happens with conventional treatment, for example leaving it until the foot trimmer comes next. Almost two thirds of feet are treated again and during this time the cow continues to be in pain, losing weight, milk yield and lower fertility. It's not uncommon to have to re-examine these feet up to six times!

The blue bars show early treatment when cows are treated as soon as seen lame. 95% of these treatments are successful compared to 45% of conventional treatments. Early treatment will mean far less culls as well. So it is up to the farm staff to recognise lameness earlier and have them correctly treated as soon as possible



### BONY GROWTHS ON THE PEDAL BONE

We know how difficult it can be to 'cure' cows with long term lameness such as 'rotten toe' or recurrent solar ulcers. We thought that the conditions affected the soft tissues and not the pedal bone in the claw. However, it has recently been found that there is significant pedal bone reaction. A normal pedal bone is smooth. Affected pedal bones have a huge amount of new bony growth and rough spikey bony projections which must prevent return of normal horn re-growth. The conclusion is that claw amputation may be the only option to retain these animals in the herd.

### VACCINATION ORDERS AND NEW DEFERRED PAYMENT

We bulk buy many of our medicines in order to get the most competitive prices available. This is particularly the case for vaccines. Cathy will be phoning all our clients on Wednesday, 18th January to find out your requirements for Lepto, BVD and Huskvac.

Some of you have said that the annual Lepto and BVD vaccines causes quite a hike in your vets bill and this can cause difficulties with cash flow. So this year Cathy will take your order in January and then invoice half of the BVD and Lepto vaccines in February and the balance in March. This means that you will be paying for your vaccines in March and April. We hope that this helps with cash flow issues.

### MEDICINE COURSES

Our medicine courses are proving highly popular and the next two are already full! We suggest you contact Cathy to be put on the waiting list for future course. Everyone treating animals should come on this.

**We wish you and yours the very best for 2012!**